

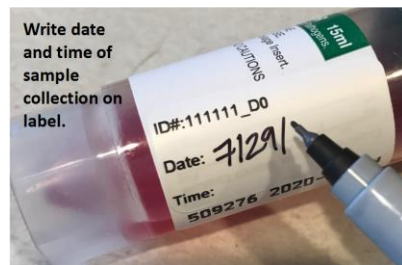
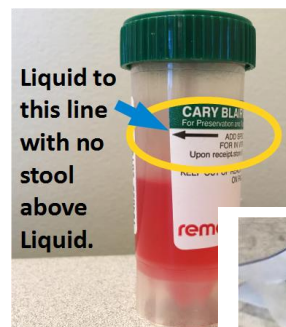
## Stool Sample Collection Instructions for Antimicrobial Resistance (AMR) Research Study

To watch a video detailing sample collection, type this URL into your web browser:

<http://bit.ly/amrstudy> and scroll down to **VIDEO: Stool Collection Overview**.


### ***Producing and Collecting the Samples:***

1. Select the correct kit: labeled **before travel, after travel, D90, D180 or D360**.
2. If needed, empty your bladder into the toilet before collecting the stool sample.
3. Place the white plastic specimen collection device under your toilet seat.
4. Produce your stool specimen into the device.
5. Carefully open the first collection container. Do not spill the liquid.
6. Using the scoop attached to the lid collect about a dime-sized amount of stool. The stool should be completely covered by the liquid.
7. **Screw the cap on very tightly.**
8. Repeat with the second stool collection container.
9. Remove the back from the strip of parafilm. Stretch the parafilm and wrap it around the area where the cap meets the container. Wrap in the same direction the container tightens to prevent leaking.
10. Using the provided Sharpie, **write the date and time** you collected the sample on the label. **Do not write any of your identifying information.**
11. Dump and flush the remaining stool and dispose of the white specimen collection device.



### ***Packaging and Shipping the Samples:***

1. Wrap each container in the provided paper towel.
2. Place each container in its own small biohazard bag. **Seal the bags well.**
3. Place both small biohazard bags containing samples into one larger biohazard bag together. **Seal the bag well.**
4. Place the large biohazard bag into the preaddressed, prepaid shipper box and seal the box.
5. Place the preaddressed and prepaid shipper box in a blue US Postal Service mailbox or take it to your post office.



**We recommend you mail your sample as soon as possible after collection.**

### ***Compensation:***

We will mail a \$15.00 Amazon gift card to you when your sample has been received.



**Contact for questions:** Elizabeth Oliver, study RN – email: [eholiver@mgh.harvard.edu](mailto:eholiver@mgh.harvard.edu) or phone: 617-643- 3677